

Market Report

August, 2024



Space 01 Lofts

7934 West Dr
North Bay Village, FL 33141

Every month we compile this comprehensive market report focus on Space 01 Lofts in this convenient and easy to read format. Our datas comes from more than six different sources including MLS Associations, County Offices and Financial Institutions. Get this report for free every month on our website space01lofts.com.

Property Stats

POSTAL CODE 33141

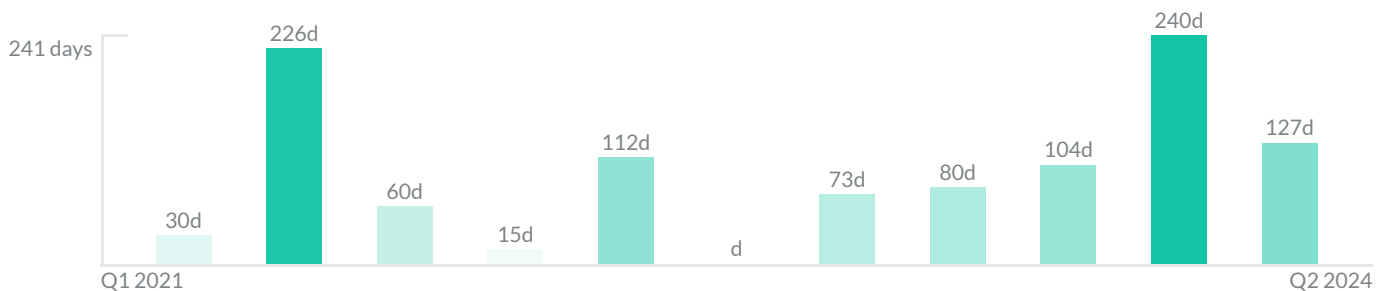
The property stats graph represents the median price evolution since ten years in your postal code area.



Similar Properties

DAYS ON THE MARKET

Everyday 3 months we monitor how many days it takes for similar properties to be sold. This is also a good indicator to know when to buy or sale!

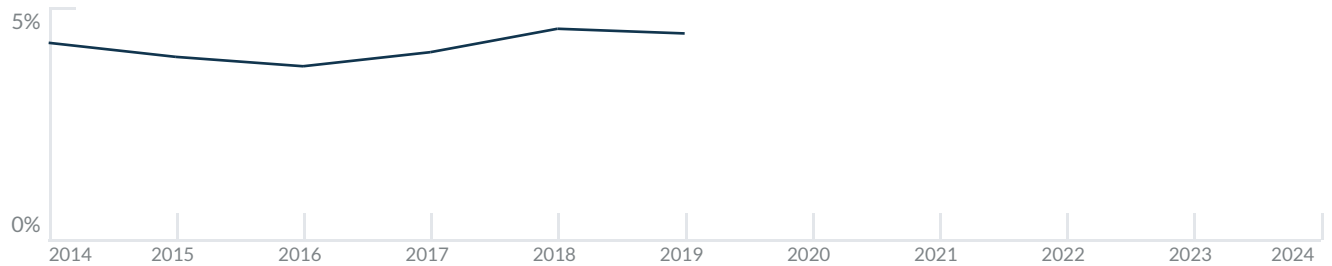


Mortgage Rates

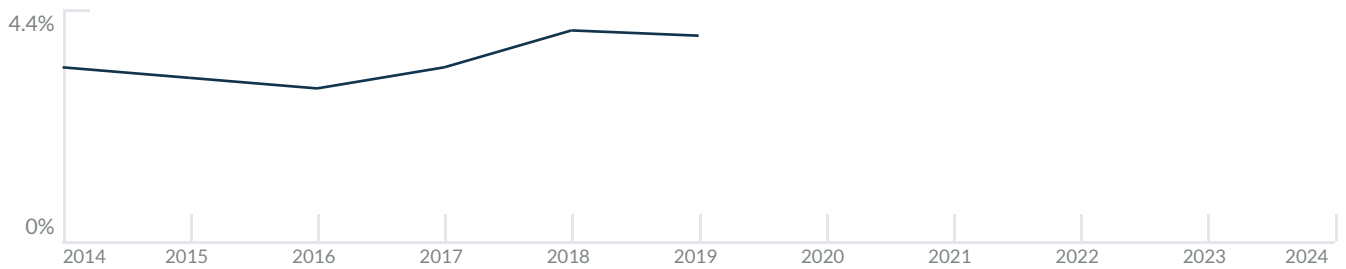
PER YEAR

Understanding mortgage economics is important when you want to buy with a loan. Below is the historical yearly average mortgage rates in the Unites States retrieved from Freddie Mac©

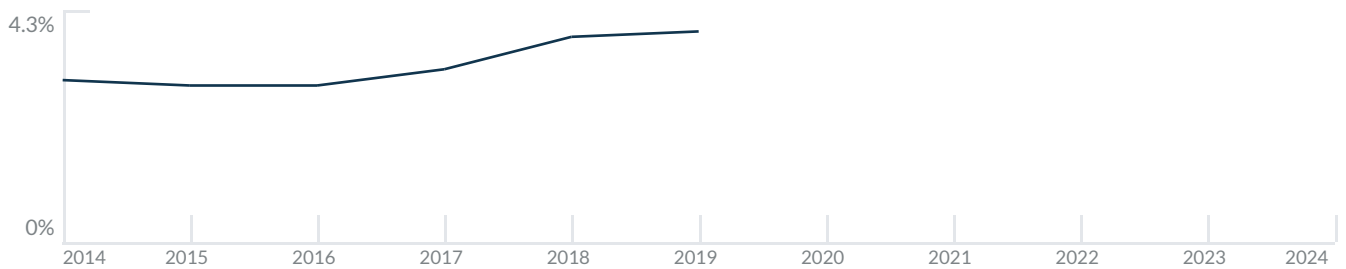
30 YEARS FIXED 4.4%



15 YEARS FIXED 3.9%



5/1-YEAR ADJUSTABLE 3.9%



Schools

CLOSEST

Having good schools nearby is important if you have kids or plan to rent or sell your home. Ratings are retrieved from the leading independent and nonprofit GreatSchools©

ELEMENTARY SCHOOL
Mater Academy Miami Beach
8/10

MIDDLE SCHOOL
Miami Arts Charter School
10/10

HIGH SCHOOL
Design & Architecture Senior High School
10/10

Insights

IN SPACE 01 LOFTS

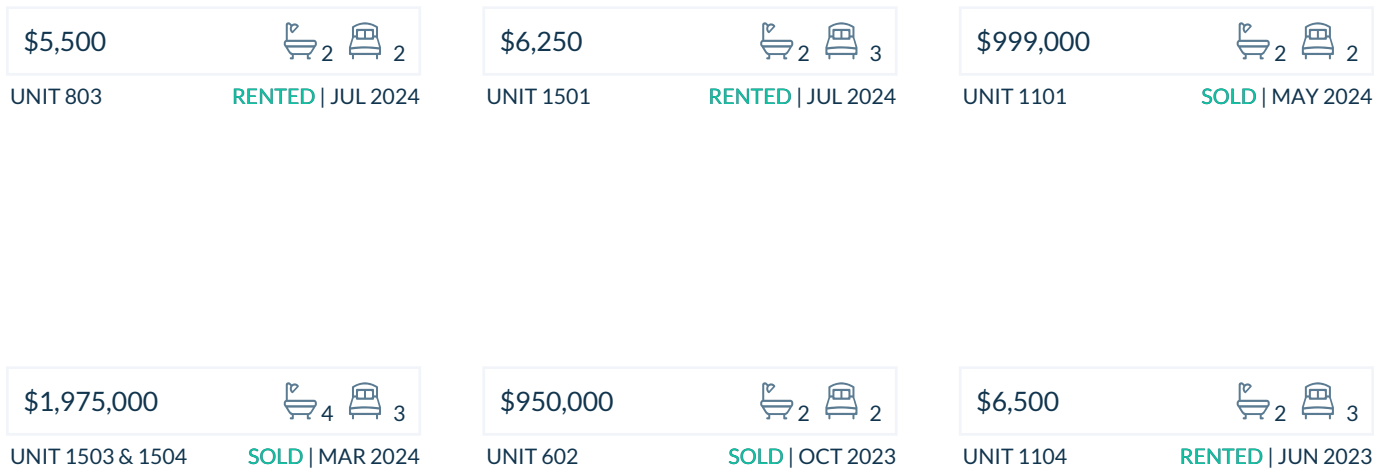
Below the average listing prices of available unit per property type.



Activity

SOLD OR RENTED

Below the latest transactions reported by the local MLS Association for Space 01 Lofts



Sold

LAST 20 PROPERTIES SOLD IN SPACE 01 LOFTS

Unit	Price	Beds/Baths	\$/Sqft	Sqft	Buying Date	Days on Market
1101	\$999,000	2/2	\$524.1	1,906	May 2024	127
1503...	\$1,975,000	3/4	\$534.4	3,696	Mar 2024	240
602	\$950,000	2/2	\$523.4	1,815	Oct 2023	104
1401	\$1,000,000	2/2	\$524.7	1,906	May 2023	80
501	\$2,650,000	4/4	\$712.2	3,721	Feb 2023	73
1105	\$1,000,000	2/2	\$554.3	1,804	Dec 2022	N/A
604	\$929,000	1/2	\$502.7	1,848	Aug 2022	112
1002	\$979,000	2/2	\$539.4	1,815	May 2022	15
1502	\$595,000	2/2	\$327.8	1,815	Nov 2021	60
1001	\$595,000	2/2	\$312.2	1,906	Apr 2021	31
803	\$520,000	2/2	\$272.8	1,906	Apr 2021	N/A
704	\$535,000	2/2	\$289.5	1,848	Apr 2021	421
1403	\$515,000	2/2	\$278.7	1,848	Mar 2021	30
501,5...	\$895,000	3/4	\$469.6	1,906	Nov 2020	297
1204	\$528,000	2/2	\$285.7	1,848	Oct 2020	27
701	\$219,500	2/2	\$204.0	1,076	Mar 2020	359
901	\$235,000	2/2	\$218.4	1,076	Mar 2020	77
805	\$496,200	1/2	\$275.1	1,804	Dec 2019	22
804	\$520,000	2/2	\$281.4	1,848	Nov 2019	N/A
602	\$470,000	2/2	\$259.0	1,815	Nov 2019	281

Rented

LAST 20 PROPERTIES RENTED IN SPACE 01 LOFTS

Unit	Price	Beds/Baths	\$/Sqft	Sqft	Rented Date	Days on Market
803	\$5,500	2/2	\$3.0	1,848	Jul 2024	81
1501	\$6,250	3/2	\$3.3	1,906	Jul 2024	11
1104	\$6,500	3/2	\$3.5	1,848	Jun 2023	71
801	\$5,500	2/2	\$2.9	1,906	Jun 2023	35
805	\$5,500	2/2	\$3.0	1,804	May 2023	29
1401	\$5,000	2/2	\$2.6	1,906	Mar 2022	84
1603	\$4,800	2/2	\$2.6	1,848	Jan 2022	140
1502	\$5,000	2/2	\$2.8	1,815	Jan 2022	24
805	\$4,800	2/2	\$2.7	1,804	Jun 2021	59
801	\$4,300	2/2	\$2.3	1,906	Apr 2021	29
1401	\$3,000	2/2	\$1.6	1,906	Mar 2021	22
604	\$4,700	2/2	\$2.5	1,848	Mar 2021	47
1005	\$2,900	1/2	\$1.6	1,804	Feb 2021	60
1105	\$4,950	2/2	\$2.7	1,804	Jan 2021	44
1502	\$3,300	2/2	\$1.8	1,815	Jul 2020	41
1401	\$2,300	2/2	\$1.2	1,906	Jul 2020	7
1205	\$3,000	2/2	\$1.7	1,804	Jul 2020	12
801	\$3,600	2/2	\$1.9	1,906	Jan 2020	19
907	\$1,550	1/1	\$2.0	760	Jan 2020	145
303	\$1,300	1/1	\$1.7	760	Dec 2019	77

Currently Listed

ACTIVE LISTINGS 1/1

Unit	Price	Beds/Baths	\$/Sqft	Sqft	Listing Date	Owner
501	\$2,999,999	4/4	\$806.2	3721	Jul 2024	CHRISTIAN R...
501	\$2,799,999	3/4	\$752.5	3721	Jul 2024	CHRISTIAN R...
805	\$5,900/mth	2/2	\$3.3	1804	Jul 2024	AIRES BALIEIR...
901	\$989,000	3/3	\$518.9	1906	Mar 2024	ERIKA KULCS...
902	\$950,000	2/2	\$523.4	1815	May 2024	PAUL J KEMPI...
902	\$970,000	2/2	\$534.4	1815	Jul 2024	PAUL J KEMPI...
903	\$5,700/mth	1/2	\$3.1	1848	May 2024	KEITH LUDWI...
903	\$5,100/mth	1/2	\$2.8	1848	Mar 2024	KEITH LUDWI...
904	\$5,500/mth	1/2	\$3.0	1848	Mar 2024	SHAHRAM TA...
904	\$6,500/mth	1/2	\$3.5	1848	Jun 2024	SHAHRAM TA...
1205	\$989,000	2/2	\$548.2	1804	Jul 2024	PETER NEIBERG
1401	\$5,500/mth	2/2	\$2.9	1906	May 2024	GIOVANNA G...